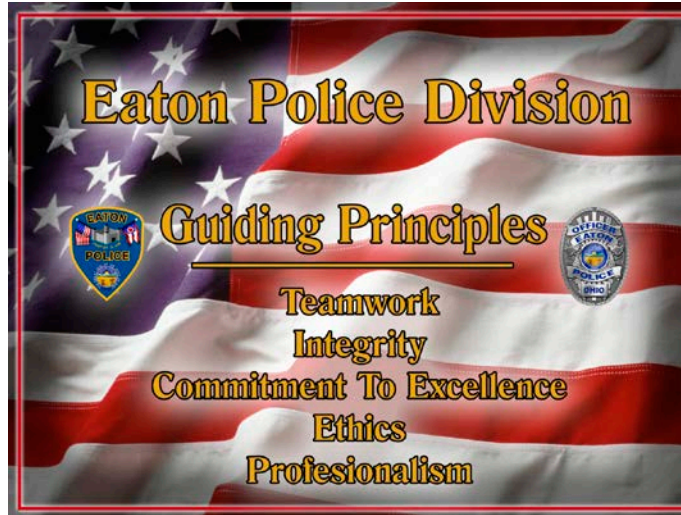


Eaton Police Division

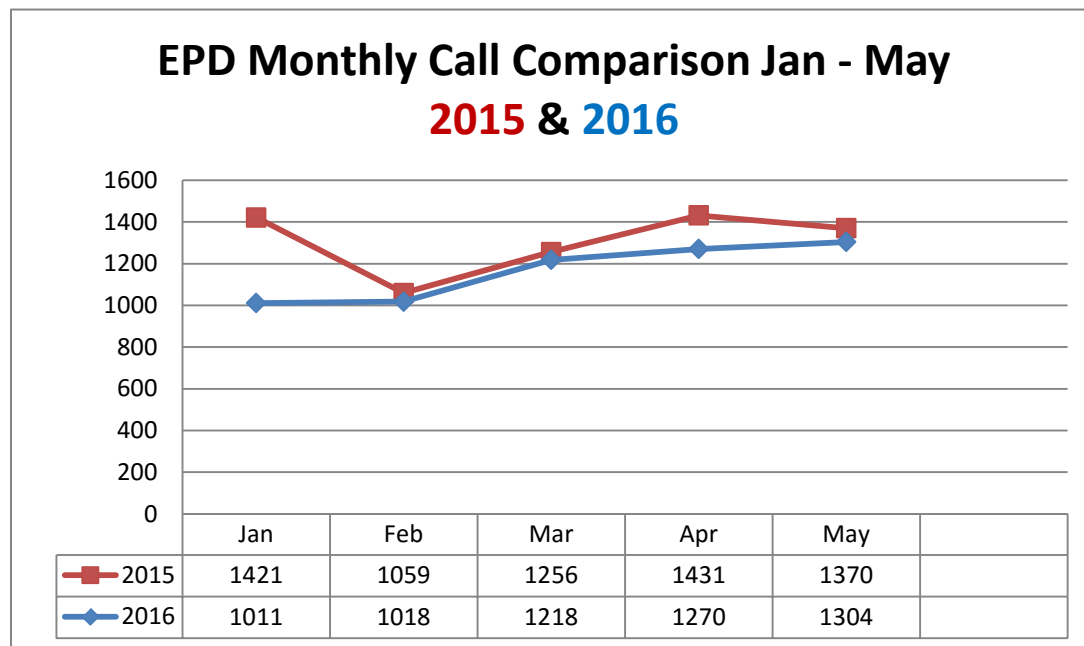
Mid Year Report: January thru May, 2016 Presented to Eaton City Council June 20, 2016



Calls For Service

Between January 1, and May 31, 2016, Officers and Dispatchers handled **3,385** citizen calls for public safety services. Officers also initiated **2,436** items of activity, for a combined total of **5,821** events of activity.

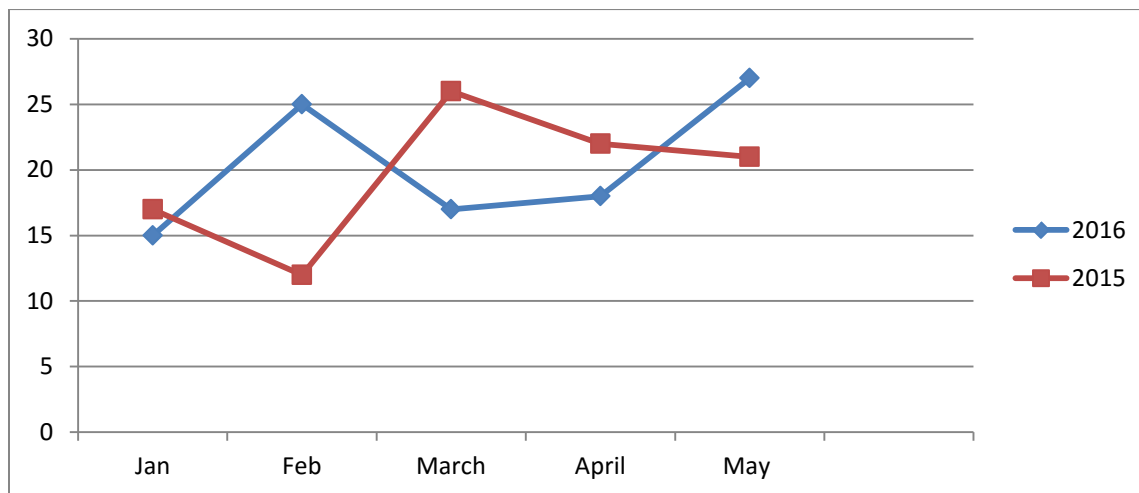
Of the total public safety calls received in the first five months of 2016 by EPD dispatchers, **1,265** were for Emergency Medical and/or Fire Services, and **1,236** calls were received as a **911** call.



Eaton Police Division Mid-Year Report: Jan – May, 2016

Traffic Violations

Between January 1 and May 31, 2016, Officers of the Eaton Police Division issued **69** traffic citations. Each citation corresponds to a violation of City or State traffic laws. The top line in the graph below represents the monthly break down of the citations filed by the Eaton Police Division during January-May, 2015. The bottom line represents the breakdown of citations filed by the Eaton Police Division from January-May, 2016. A majority of the citations stemmed from **280** traffic stops and **99** motor vehicle accidents during the first five months of 2016.



Motor Vehicle Crashes

In the first five months of 2016 Eaton Police Officers responded to **99** Motor Vehicle Crashes, **27** less than the **126** crashes officers responded to during the 1st 5 months of 2015. The table below shows the monthly break down of crash reports handled and their totals.

Month	Private Property	No Injury Crashes	Crashes with Injuries	Traffic Offenses Cited	OVI Involved
January	1	13	4	7	
February	3	17	2	13	
March	1	16	4	12	
April	2	9	5	8	1
May	3	17	2	15	2
Total	10	72	17	55	3

Eaton Police Division Mid-Year Report: Jan – May, 2016

5 Year Incident Summary

*Only stats from January thru May are shown for 2016

Incidents	2012	2013	2014	2015	Jan-May 2016
Vehicular Crash – Non-injury	255	213	278	201	79
Vehicular Crash - Injury	50	57	39	31	17
Vehicular Crash - Fatal	0	1	0	1	0
Animal Complaints	248	324	304	231	73
Burglaries \ B&E's	102	76	51	33	40
Criminal Mischief	160	112	92	136	44
Disorderly Conduct	307	330	286	303	125
Domestic (Non-violent)	110	101	117	36	11
Domestic Violence (Violent offense)	62	71	31	12	7
Drug Related Incidents \ Drug Labs	80 \ 0	128 \ 2	153 \ 4	143 / 3	104 / 1
DUI (OVI)	55	69	47	43	16
Harassment	32	33	18	20	13
Juvenile Complaints	239	215	198	189	82
Citizens Assists	118	156	121	139	60
Liquor Complaints (Excludes DUI)	11	12	9	7	7
Noise Complaints	103	113	103	92	58
Parking Complaints	196	174	166	178	101
Suicide	0	1	0	1	0
Suicide Attempts	17	11	10	9	4
Suspicious Calls	1287	1162	966	1200	549
Threatening \ Menacing	41	36	29	33	14
Traffic Complaints	177	197	210	194	89
Traffic Stops by Officers	1307	1345	1060	833	280
Telephone Complaints	83	83	76	74	29
Trespass Complaints	77	62	55	79	51